

Investment Destination : India & its Megatrends

Shrinivas Khanolkar

Head – Product, Marketing & Corporate Communications

Mirae Asset Investment Managers (India)



Nov. 2024 | Delhi

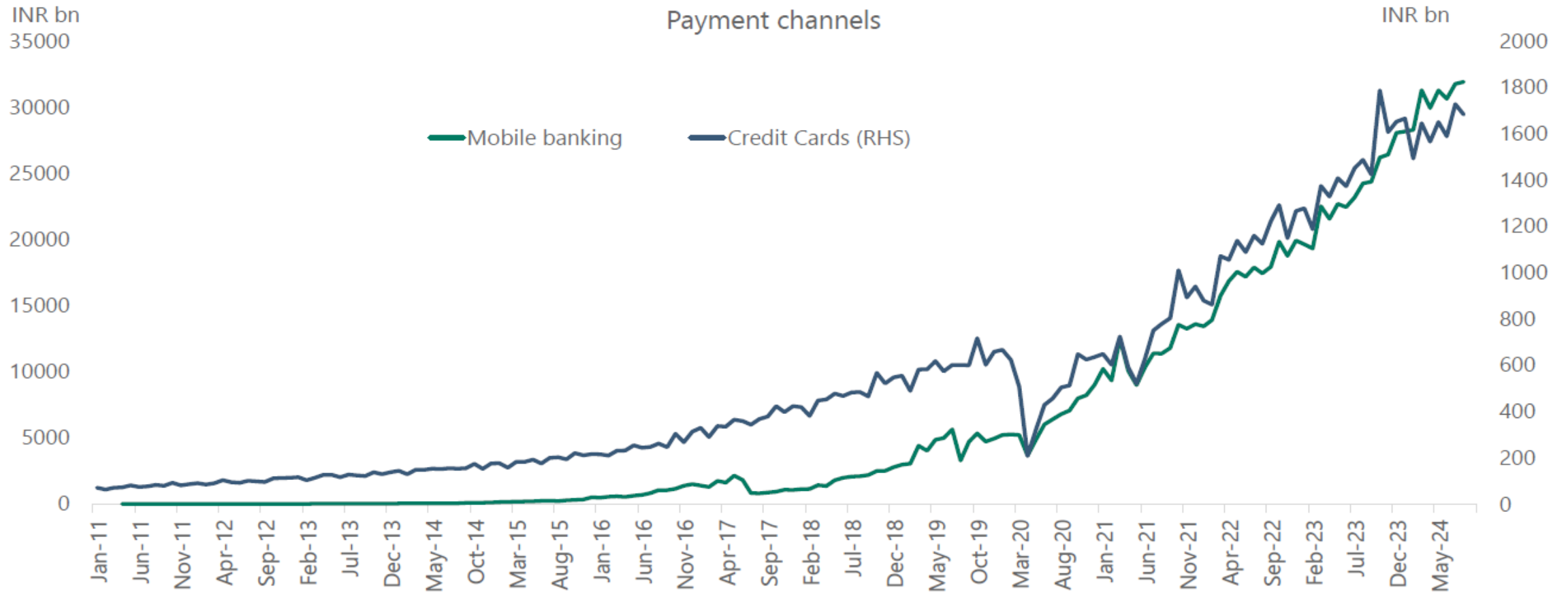
Crisis to Opportunity

April 1980 – NY City Transport Strike crippled the city for 11 days

Brooklyn Bridge

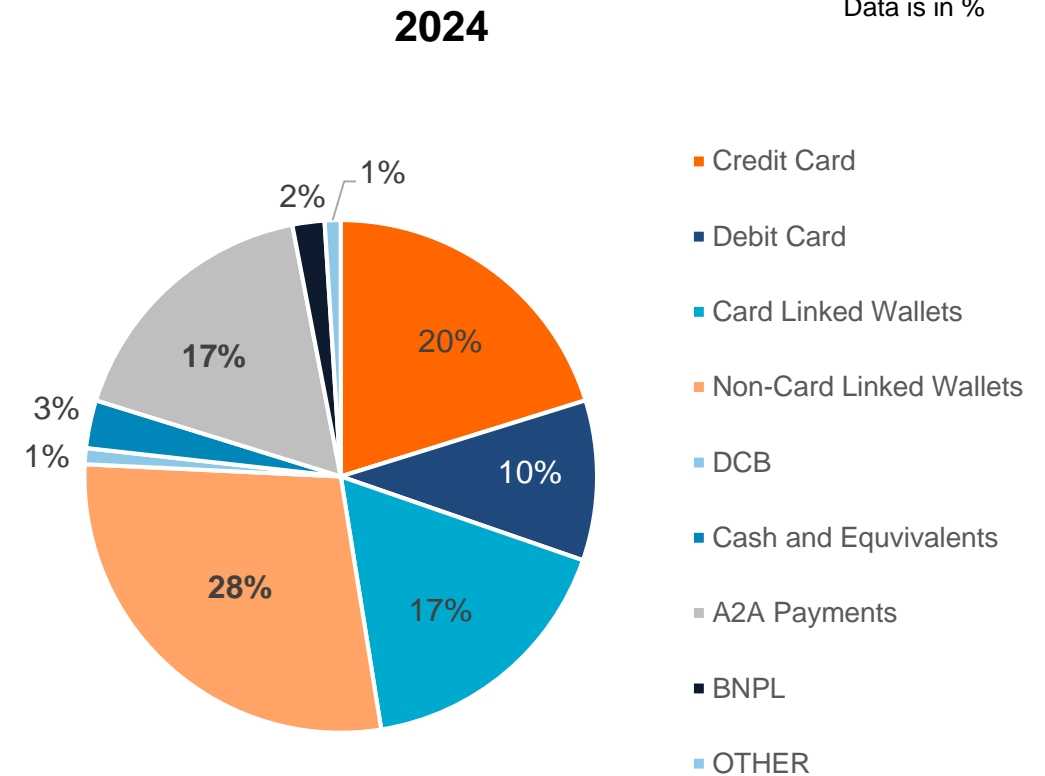
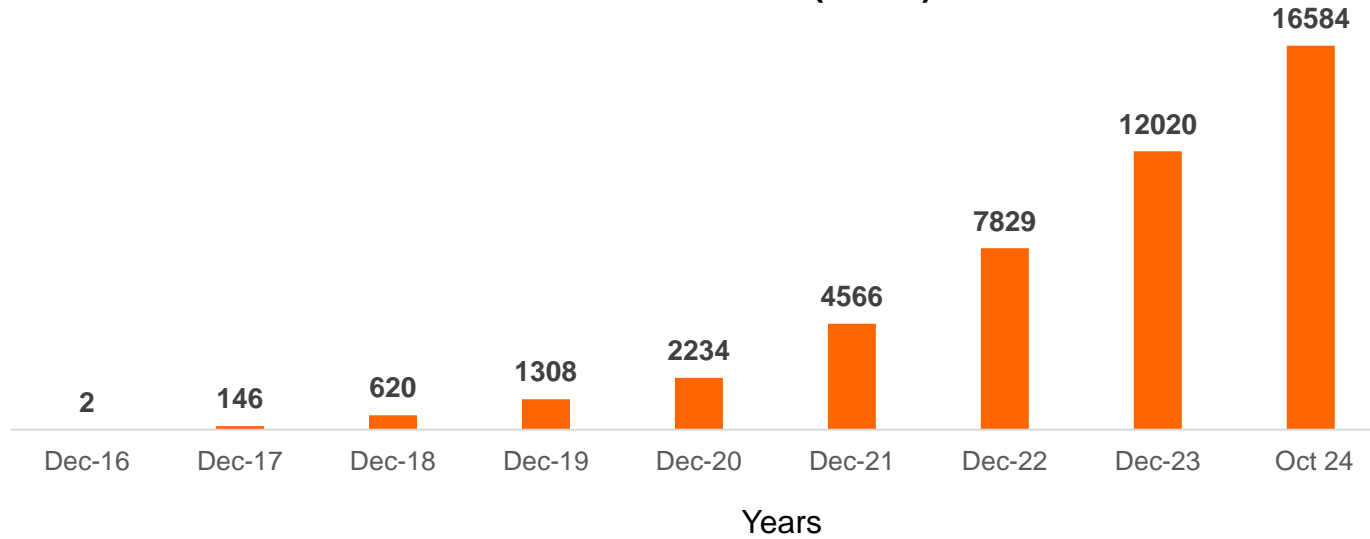


Mobile Bank payments growing Sharply

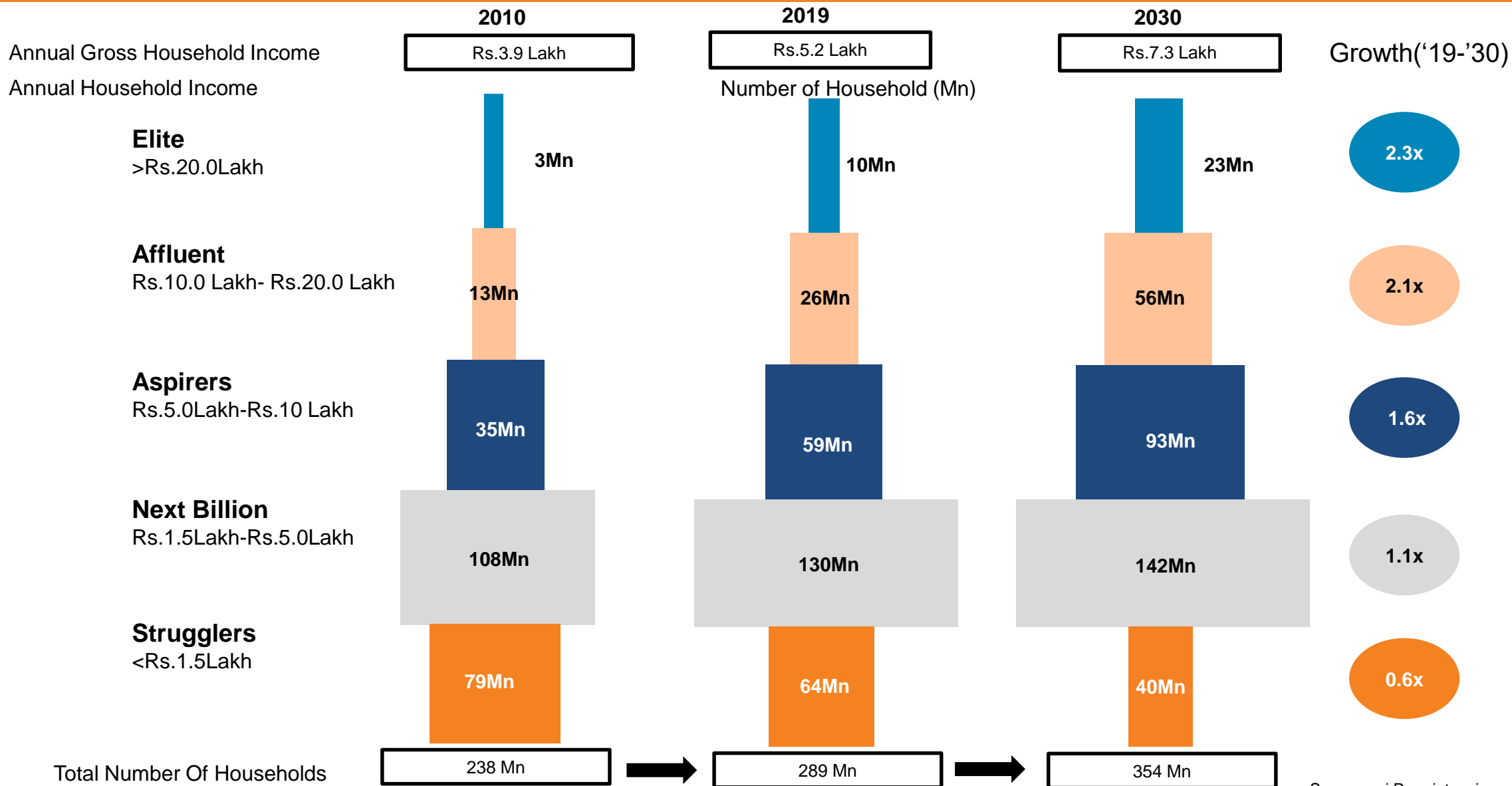


Convenience rules over Cost

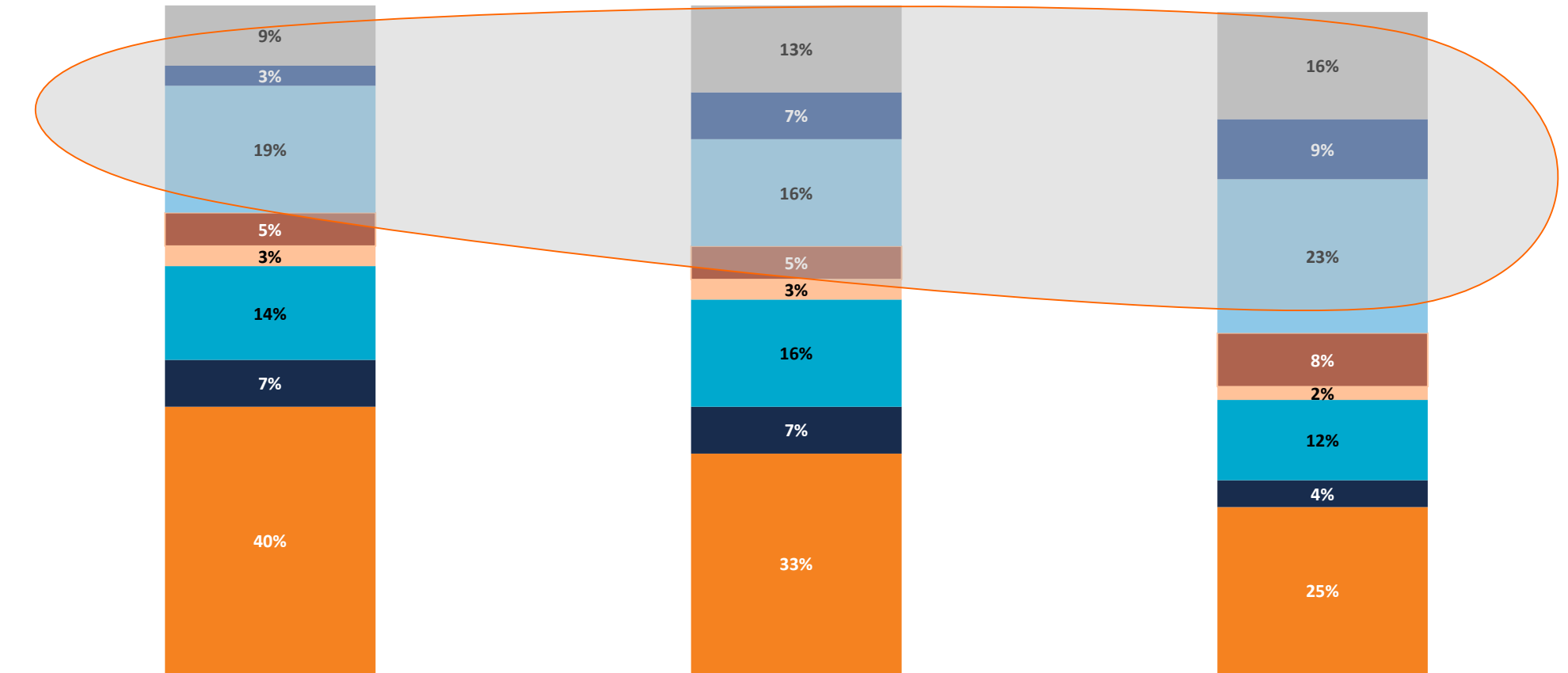
UPI transaction vol (In Mn)



India's Changing Income Structure



Discretionary Spends

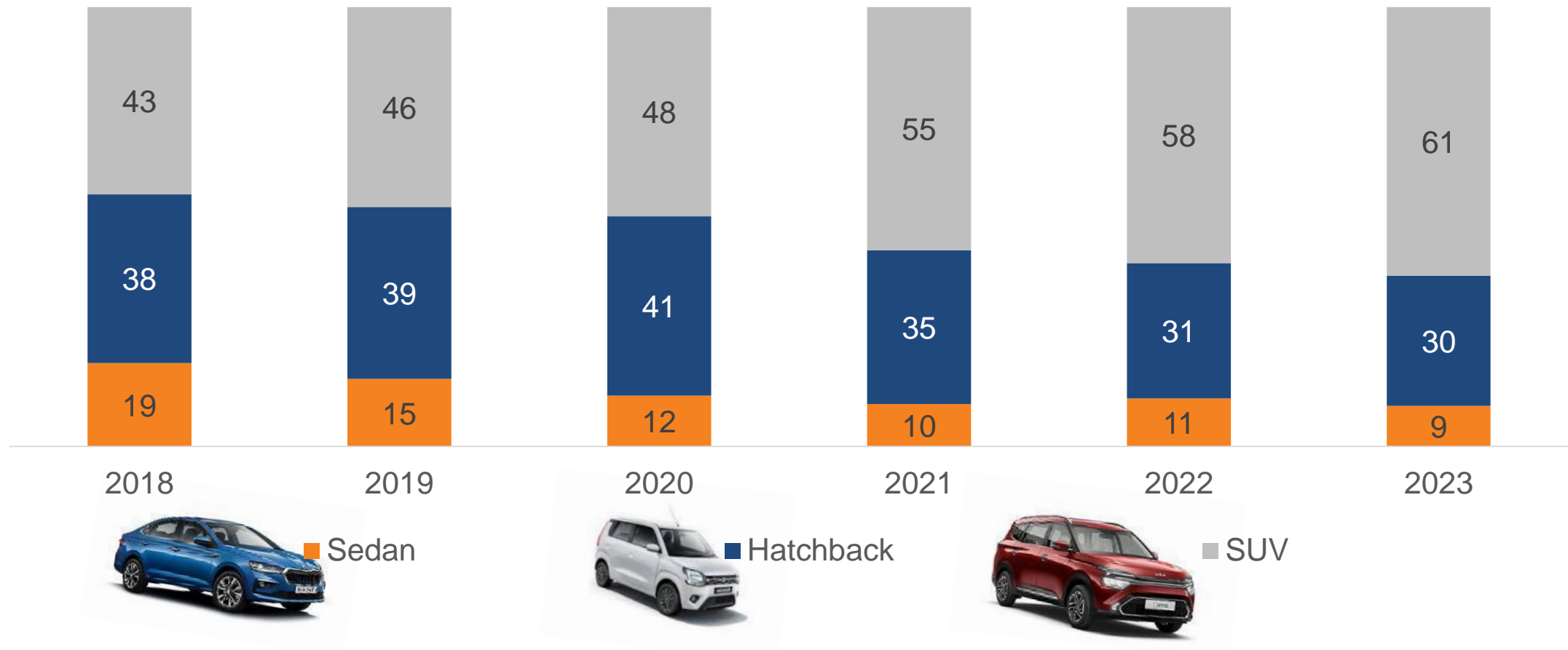


Continuous increasing shift from Essentials to Discretionary

- Food and Beverage
- Clothing and Footware
- House Rent Fuel and Power
- Furniture
- Healthcare
- Transport and Communication
- Recreation and Education
- Miscellaneous goods and services

Necessity to Comfort – Car

Passenger Vehicle Sales in India (In %)



Personal Vehicle was once a luxury then became a necessity and today is about comfort

Quality of Life : Travel = Experience

Top Destinations (India)

Weekend Getaways

- Jim Corbet
- Ooty
- Munnar

Spiritual

- Ayodhya
- Ujjain
- Badrinath

64% rise in Family bookings (2023 v 2022)

Only 1/3rd of international bookings were made more than a month before the travel date

56 per cent reserved hotel rooms less than a week before the day of travel

Top Destinations (International)

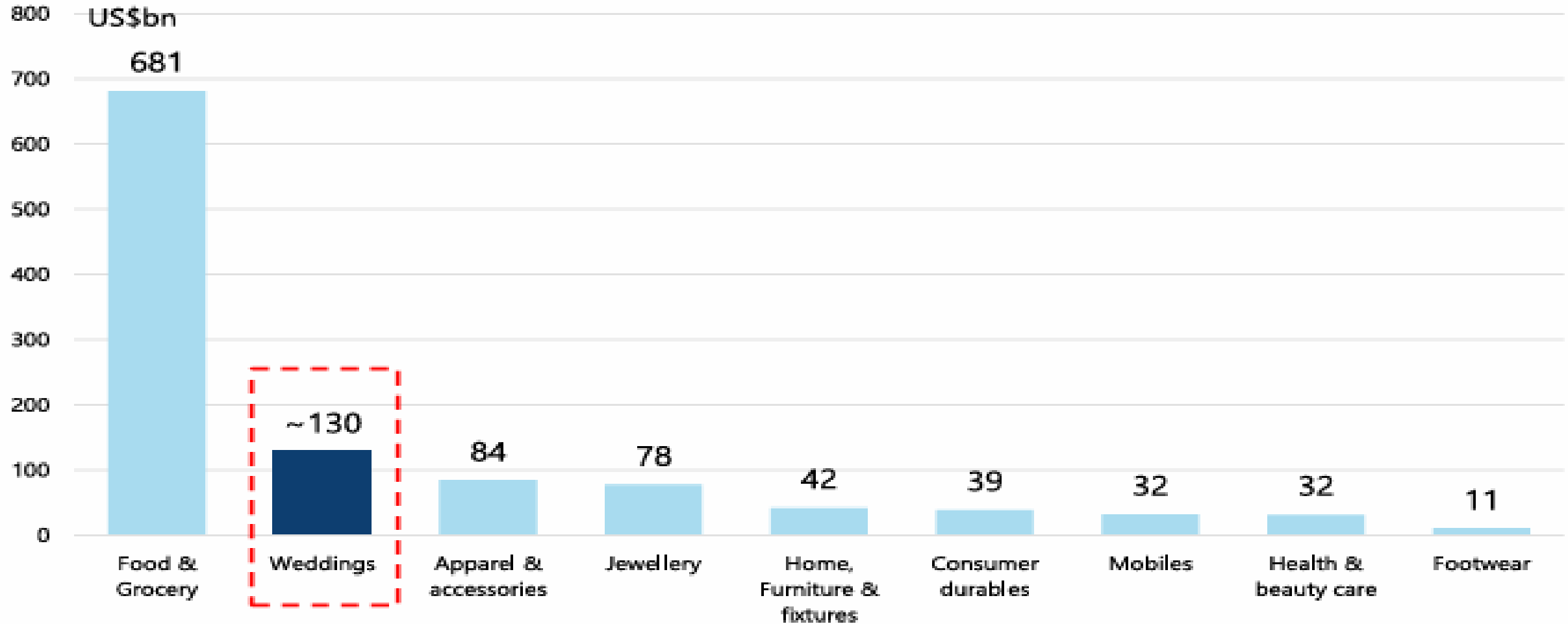
Top searches

- Dubai
- London
- Bangkok
- Singapore

Emerging

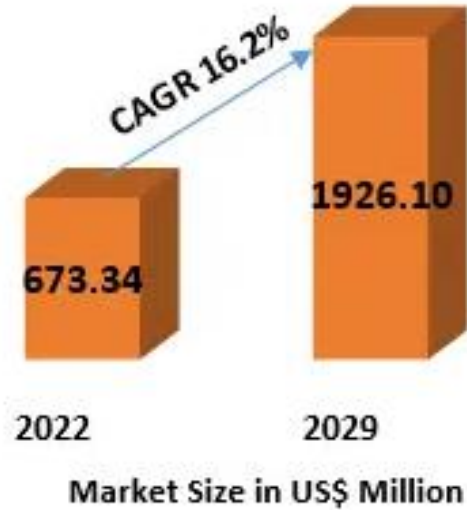
- Almaty
- Baku
- Da Nang
- Tbilisi
- Paro

Quality of Life : Wedding

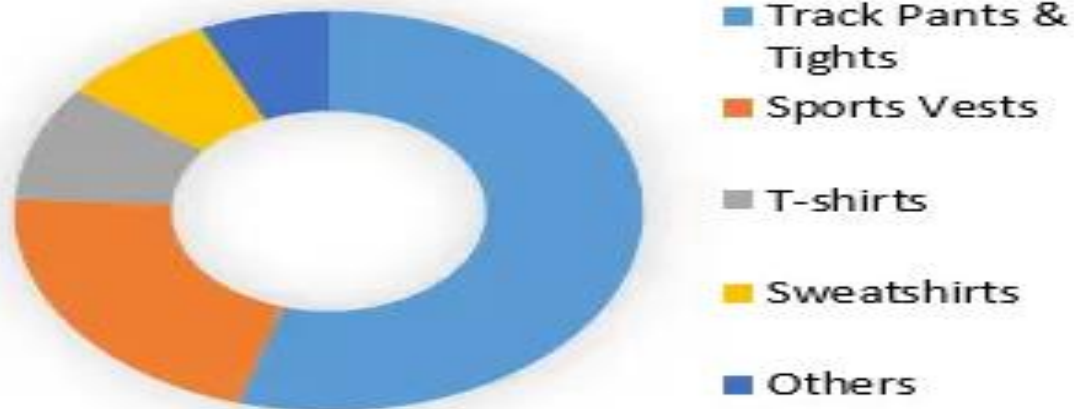


Quality of Life : Athleisure = Athletics (exercise) + Leisure Clothing on Rise

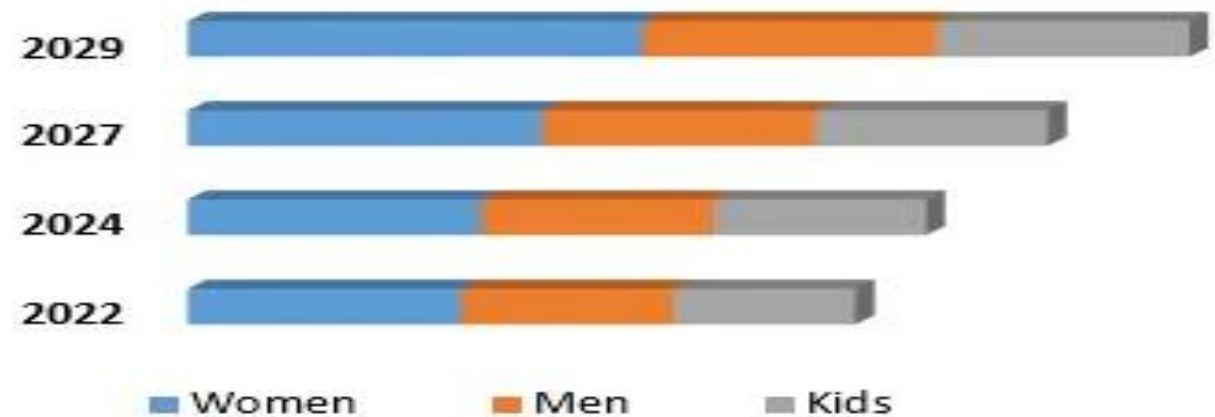
India Sports Apparel Market size



Product Type Segment Overview



End-Users Segment Overview



Quality of Life : Education Costs



Ages 0 – 3
\$ 13,690



Ages 3 – 5
\$ 10,774



Ages 6 – 8
\$ 11,310



Ages 9 – 13
\$ 27,530



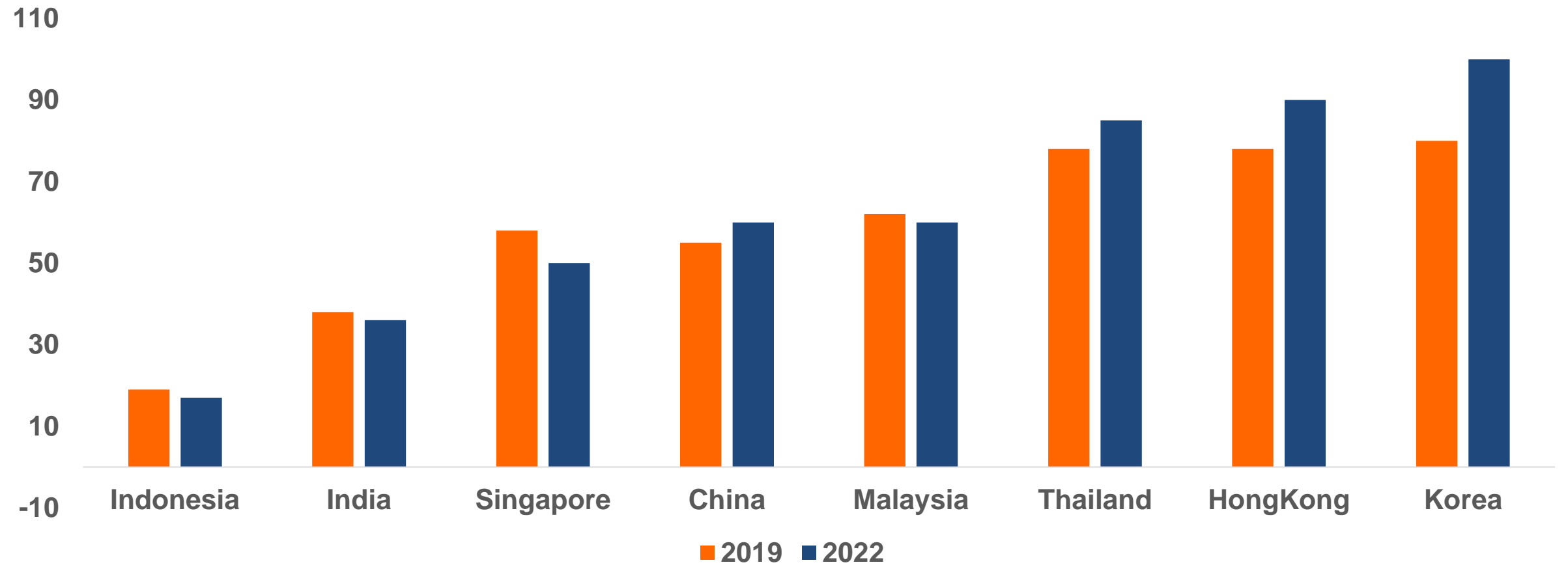
Ages 14 – 17
\$ 30,458



Ages 18 – 21
\$ 60,714

India's Household Debt remains Healthy

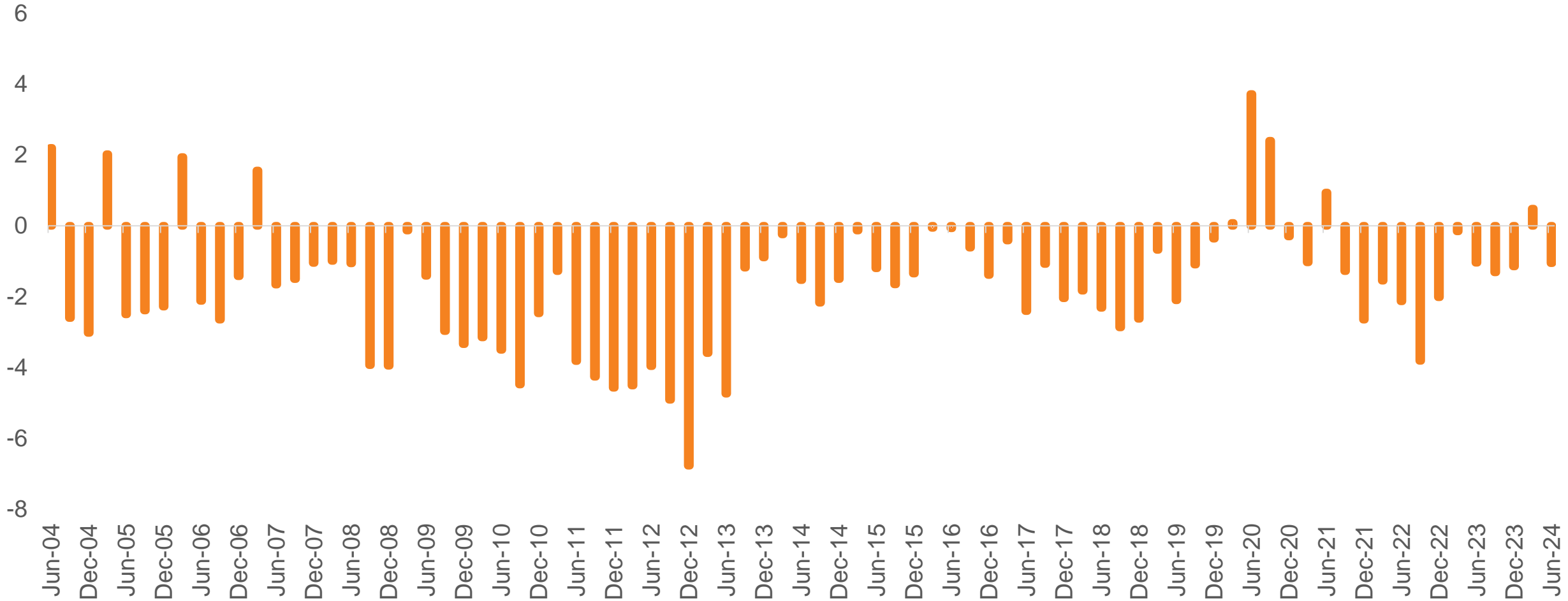
Household Debt(%GDP)



Source: IMF Global Debt Data Base.

India's Current Account Balance

Current Account Balance (In %)



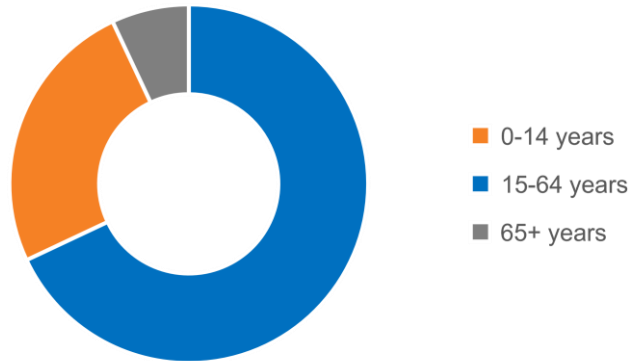
Source: CEIC. Data as on June 2024.

Foreign Exchange – The Rupee has Stabilized

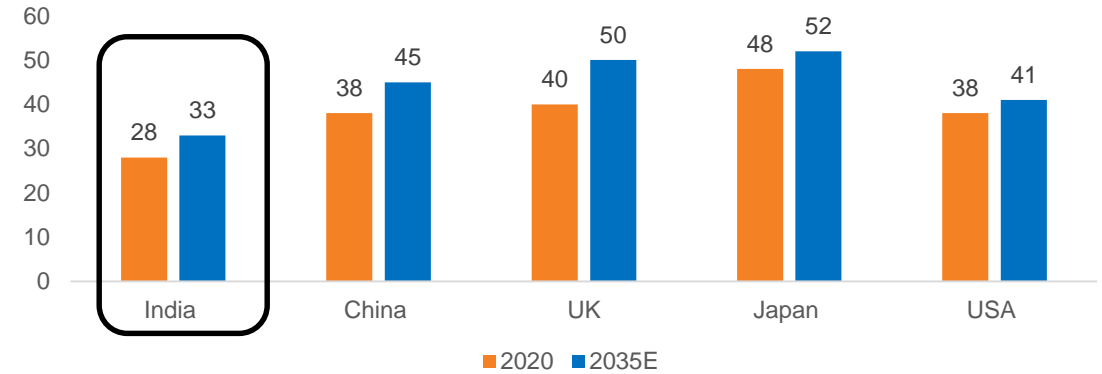


New India

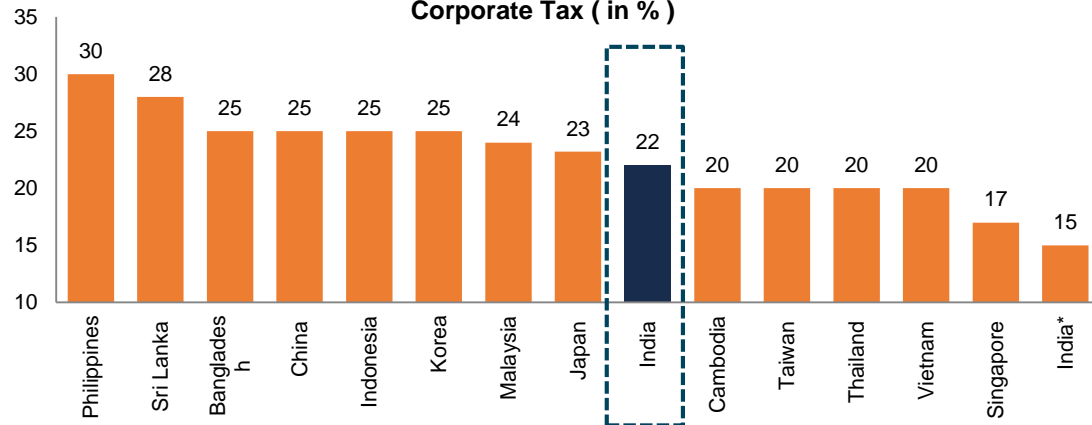
India's Demographic Composition



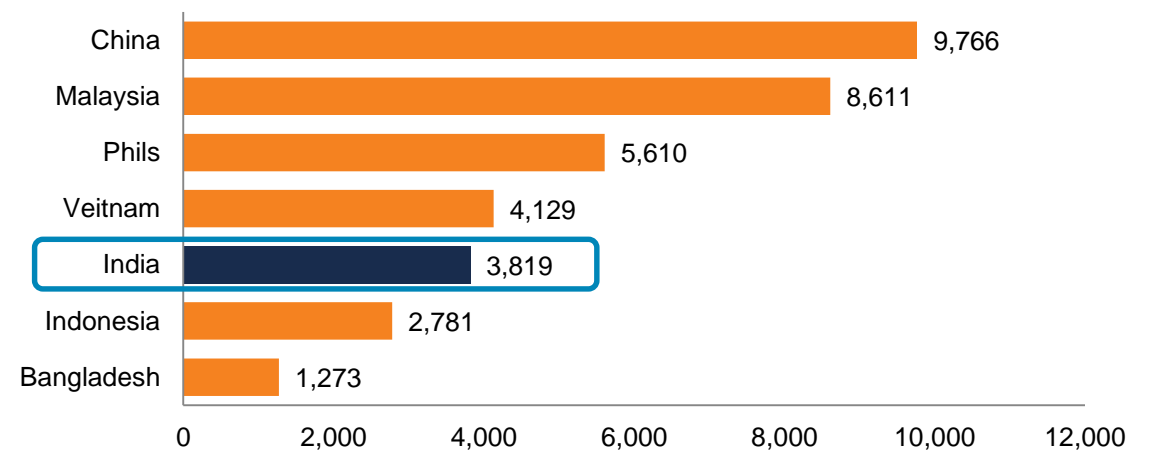
Median Age



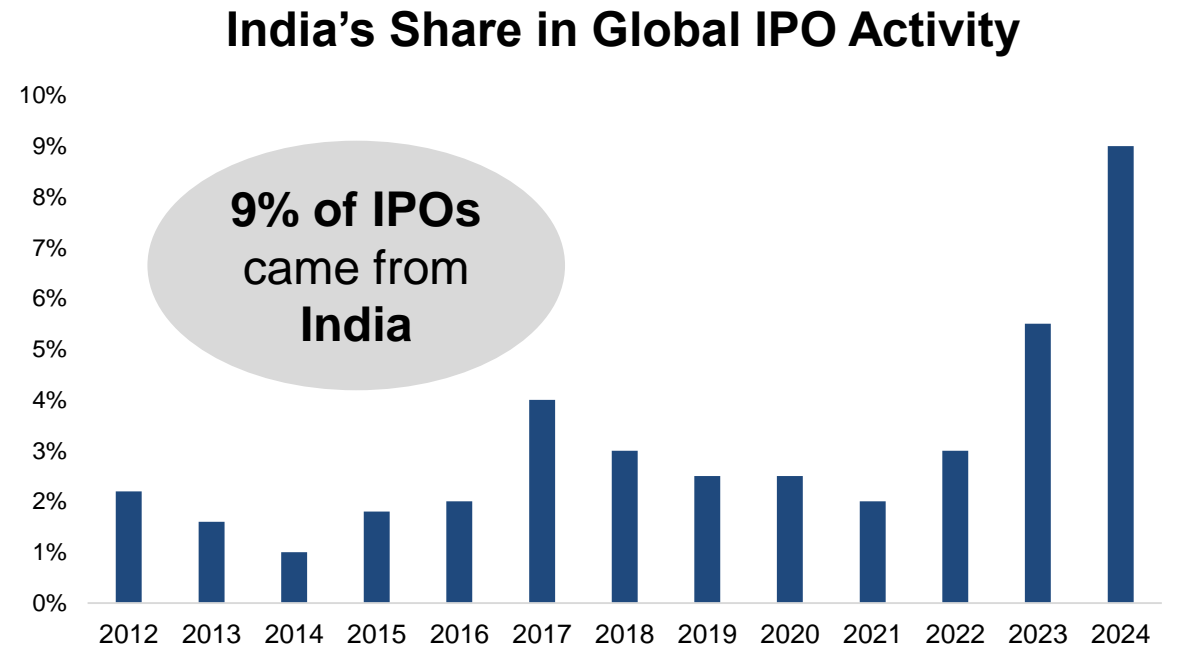
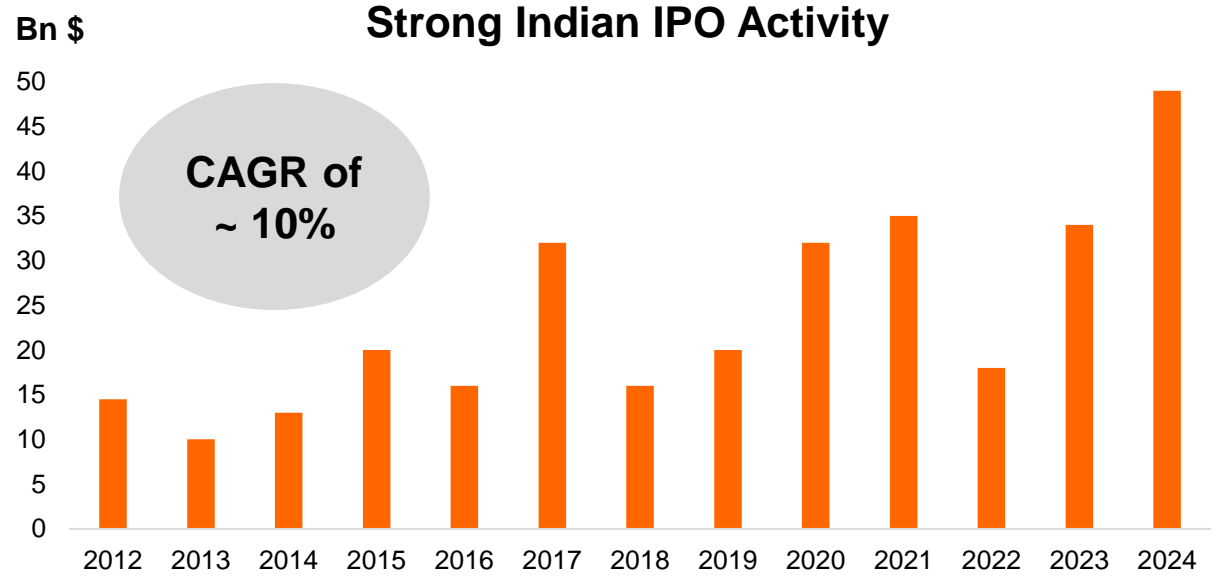
Corporate Tax (in %)



Labor Cost (In US \$)

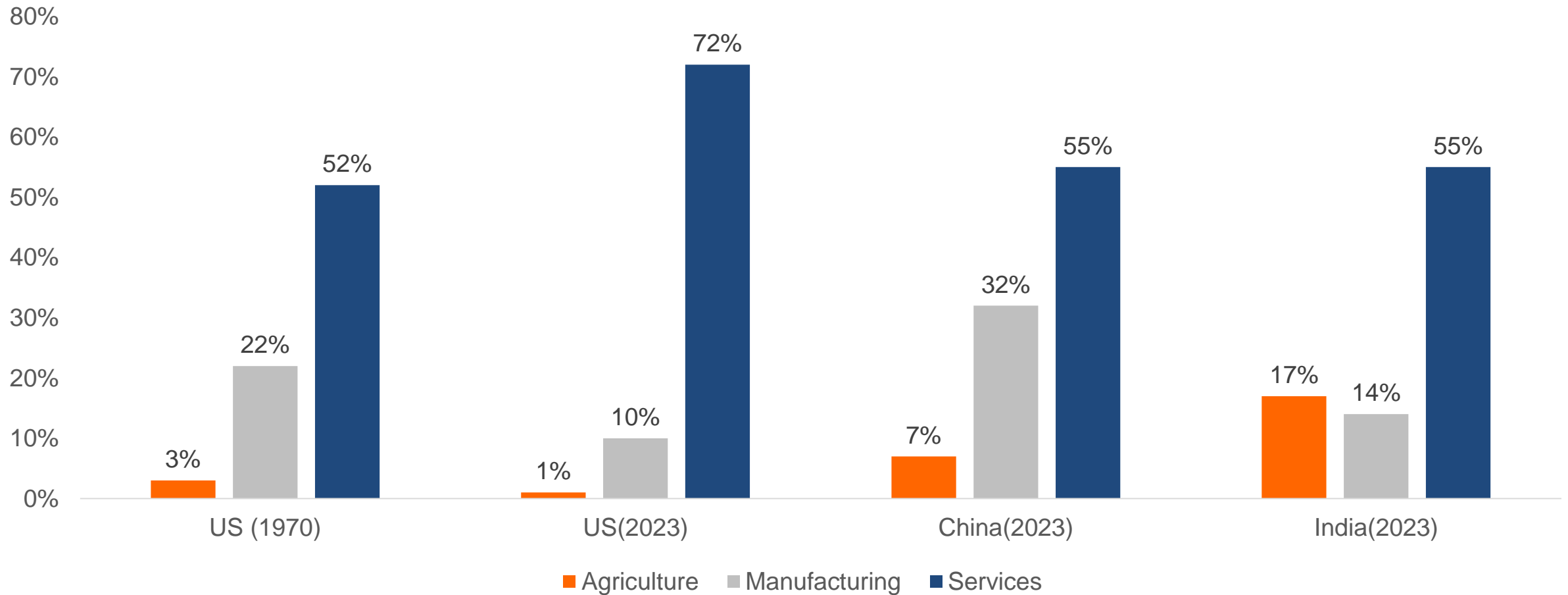


IPO Activity



Source: Mirae Asset Internal Research Data is as of announcement date.

India has taken a Direct Shift to the Service Sector

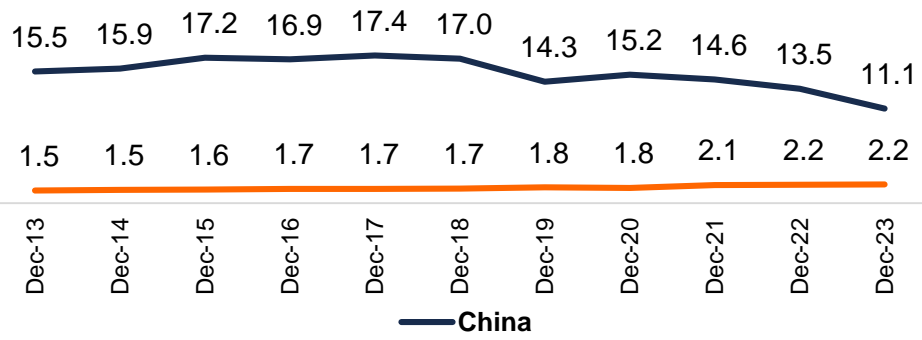


Emerging Mega Trends in India

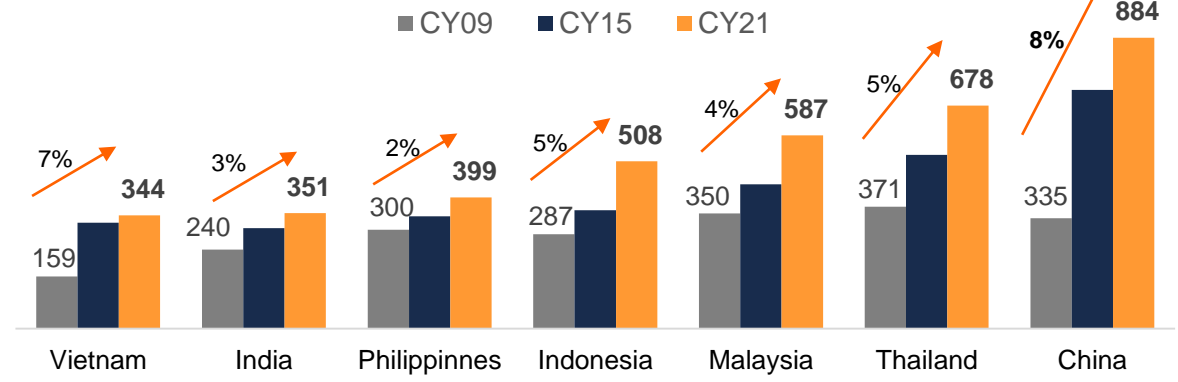


Megatrend I. India Manufacturing Push: Now or Never?

US goods imports from China falling while India rising (%)



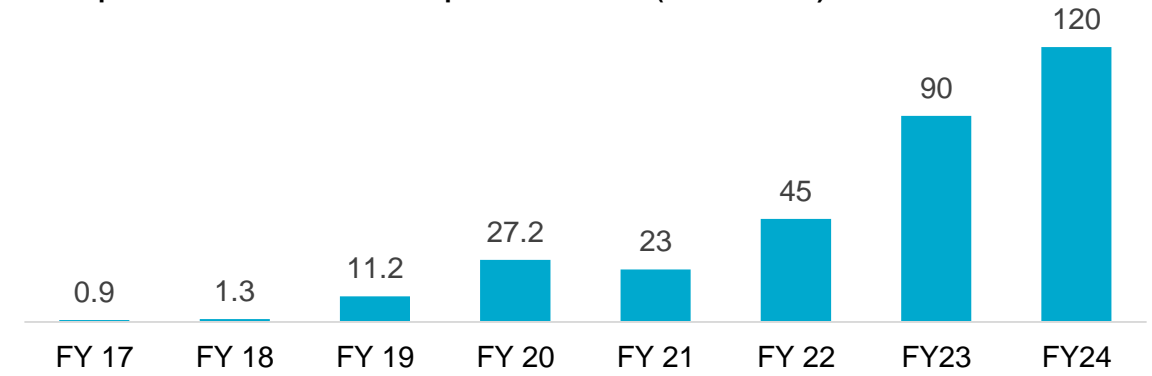
Manufacturing wages (\$/Month)



PLI Outlay (Rs. 000' Crs)

Sector	Outlay	Capex
Adv Chem Cells	18.1	45.0
Auto & Auto Anc.	25.9	42.5
Food processing	10.9	6.0
KSM/API/DI	6.9	5.4
Mobile phones	41.0	10.0
Electronic Comp.		1.2
Pharma Drugs	15.0	15.0
Semiconductor	76.0	135.0
Solar PV cells	24.0	99.0
Specialty steel	6.3	39.6
Telecom Infra	12.2	3.1
Textiles	10.7	19.0
White goods	5.1	7.9
Total	252.1	428.7

Rapid rise in Mobile Phone Exports from India (Rs. 000' Crs)



Multiple tailwinds to support growth in Manufacturing

Megatrend II. Unorganised To Organised

Unorganized Sector



Grocery Segment

Organized Sector



Jewellery Segment



Sectors getting Formalized



Grocery



Education



Healthcare



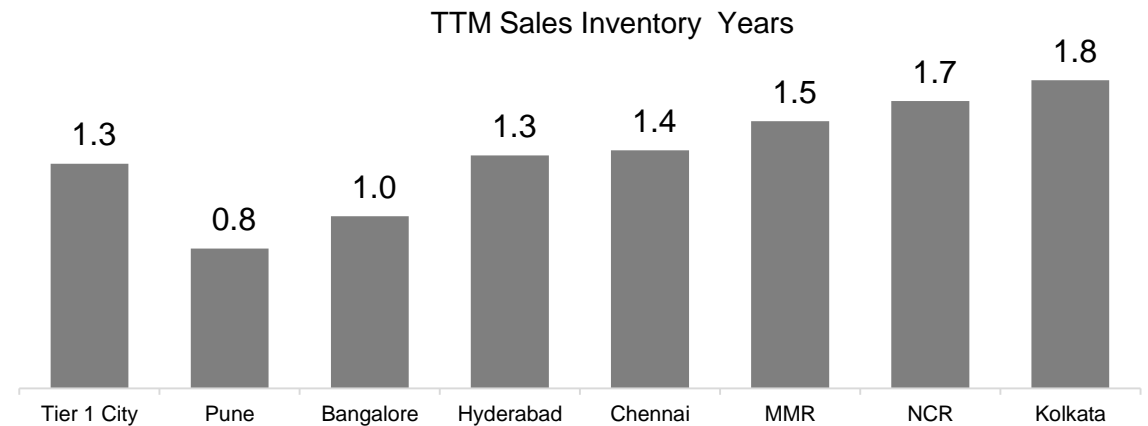
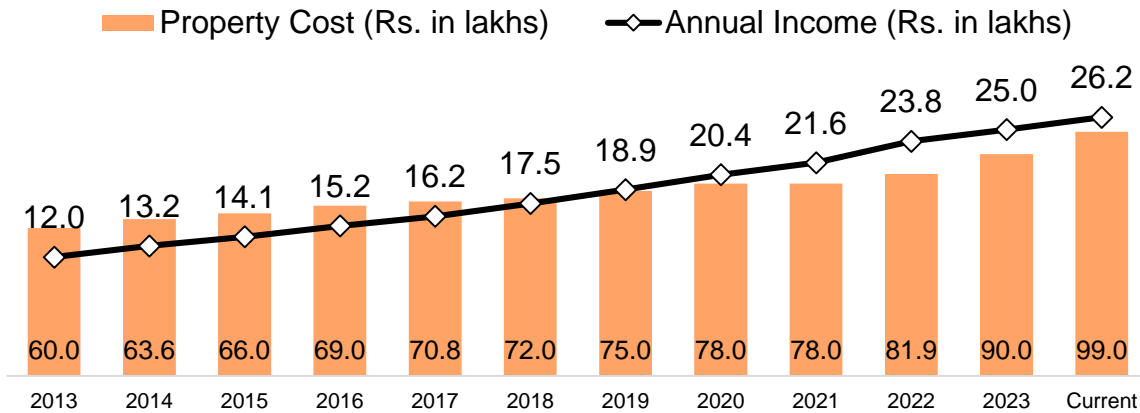
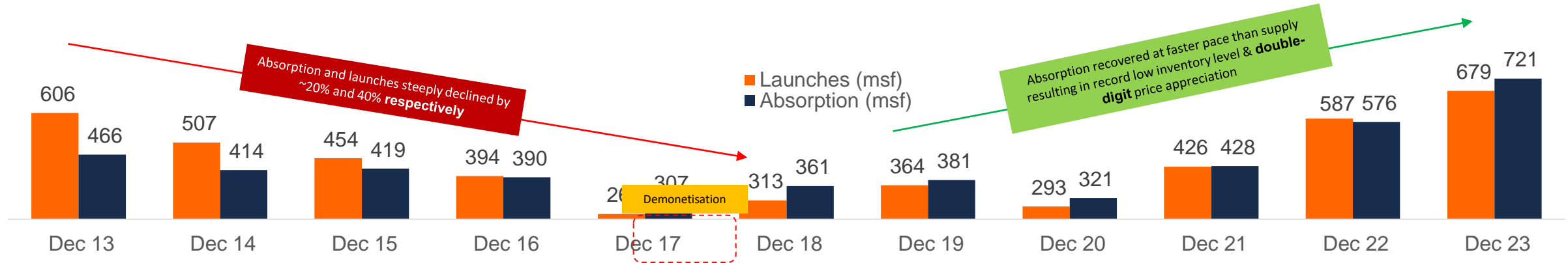
Used Cars Segment



Jewellery

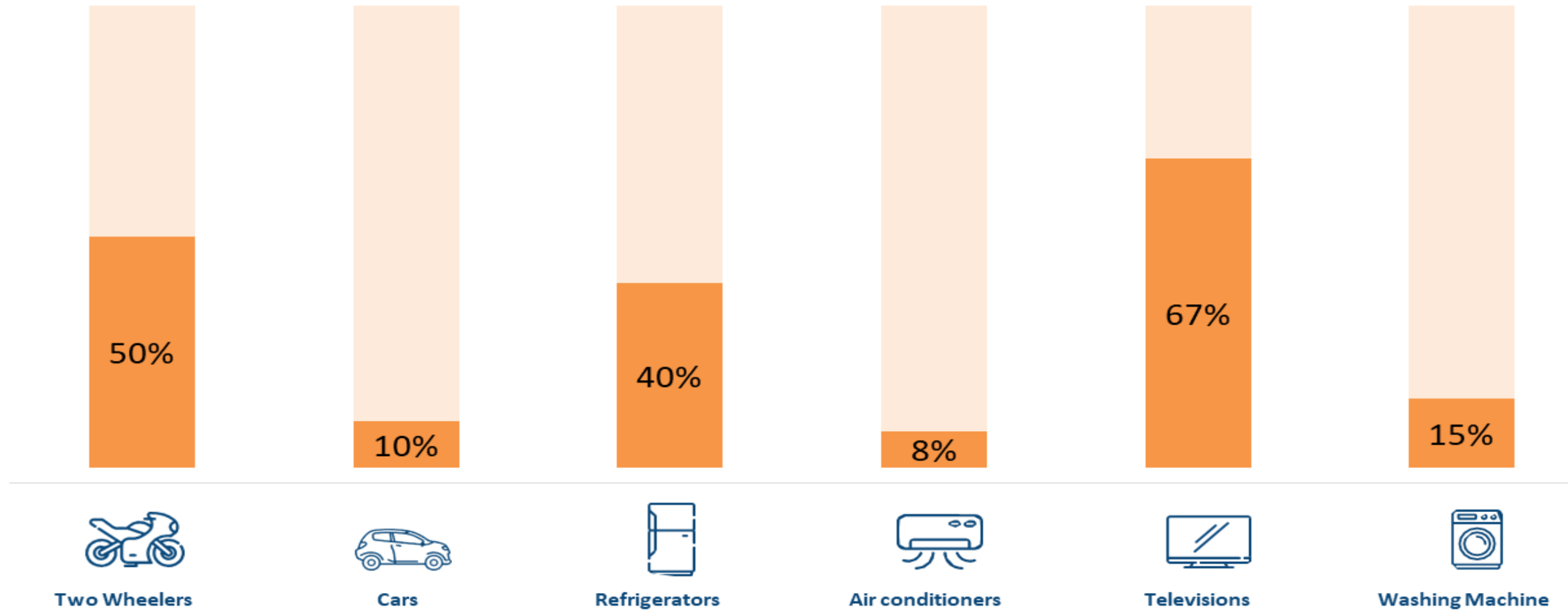
Jewellery segment which was completely unorganized now has ~ 32% in the organized segment

Megatrend III. Housing Cycle – Turnaround After A Decade



Residential Sales is at 10-Yr high

Megatrend IV. Under penetration in Consumer Discretionary



Source: Macquarie Equity Research, 31st Aug 2023.

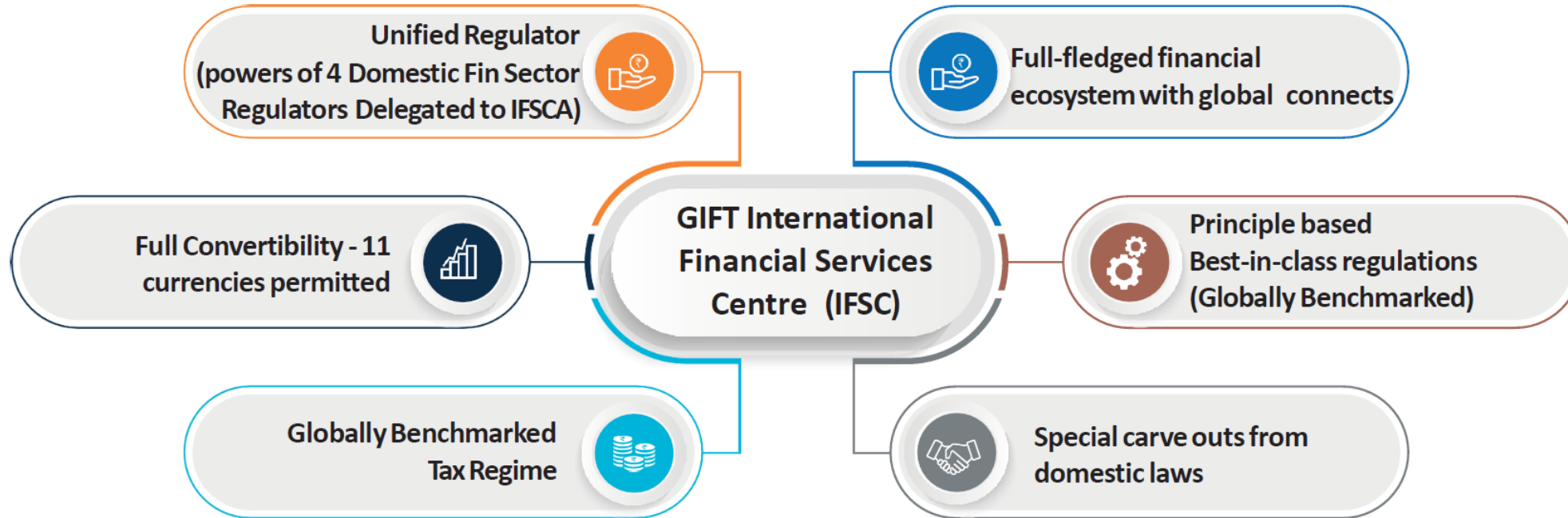
Tapping into Indian Markets has become Easier



Tapping into Indian Capital Markets




**Mirae Asset commences operations in
GIFT City (IFSC Branch), Gandhinagar**



- Gujarat International Finance Tec-City (GIFT City) – India’s only approved IFSC
- A free trade zone with various tax incentives enabling flow of finance, financial products and services across borders
- Integrating the Indian economy with the global financial system and Onshoring India-centric International financial services currently being carried out in offshore jurisdictions.

Mirae Asset in India

2006 - 2024



	2006	2024
World GDP	\$ 52 trillion	\$ 110 trillion
India GDP	\$ 1 trillion	\$ 3.8 trillion
World MF AUM	\$ 21.7 trillion	\$ 75 trillion
India MF AUM	\$ 72 bn	\$ 672 bn

Mirae Asset Mutual Fund's AUM – \$ 23.8 bn

A Top 10 AMC with 100% Organic Growth



**Handless Clock
Mirae Asset Tower, Seoul**

**“Investment is for
Long Term”**

Thank You

Disclaimer

Statutory Details: Trustee: Mirae Asset Trustee Company Private Limited; Investment Manager: Mirae Asset Investment Managers (India) Private Limited (AMC); Sponsor: Mirae Asset Global Investments Company Limited.

BSE/NSE Disclaimer: Every person who desires to apply for or otherwise acquires any unit of this Fund may do so pursuant to independent inquiry, investigation and analysis and shall not have any claim against the Exchange whatsoever by reason of any loss which may be suffered by such person consequent to or in connection with such subscription/ acquisition whether by reason of anything stated or omitted to be stated herein or any other reason whatsoever.

NSE Indices Ltd Disclaimer: NSE INDICES LIMITED do not guarantee the accuracy and/or the completeness of the Index or any data included therein and NSE INDICES LIMITED shall have not have any responsibility or liability for any errors, omissions, or interruptions therein. NSE INDICES LIMITED does not make any warranty, express or implied, as to results to be obtained by the Issuer, owners of the product(s), or any other person or entity from the use of the Index or any data included therein. NSE INDICES LIMITED makes no express or implied warranties, and expressly disclaims all warranties of merchantability or fitness for a particular purpose or use with respect to the index or any data included therein. Without limiting any of the foregoing, NSE INDICES LIMITED expressly disclaim any and all liability for any claims ,damages or losses arising out of or related to the Products, including any and all direct, special, punitive, indirect, or consequential damages (including lost profits), even if notified of the possibility of such damages. The information contained in this document is compiled from third party and publicly available sources and is included for general information purposes only. There can be no assurance and guarantee on the yields. Views expressed by the Fund Manager cannot be construed to be a decision to invest. The statements contained herein are based on current views and involve known and unknown risks and uncertainties. Whilst Mirae Asset Investment Managers (India) Private Limited (the AMC) shall have no responsibility/liability whatsoever for the accuracy or any use or reliance of such information. The AMC, its associate or sponsors or group companies, its Directors or employees accepts no liability for any loss or damage of any kind resulting out of the use of this document. The recipient(s) before acting on any information herein should make his/her/their own investigation and seek appropriate professional advice and shall alone be fully responsible/ liable for any decision taken on the basis of information contained herein. Any reliance on the accuracy or use of such information shall be done only after consultation to the financial consultant to understand the specific legal, tax or financial implications .

The BSE Indices are published by Asia Index Private Limited (“AIPL”), which is a wholly owned subsidiary of BSE Limited (“BSE”). BSE® and SENSEX® are registered trademarks of BSE. The trademarks have been licensed to AIPL and have been sublicensed for use for certain purposes by Licensee. Licensee’s “[Insert Product]” (the “Product”) is/are not sponsored, endorsed, sold or promoted by AIPL or BSE. None of AIPL or BSE makes any representation or warranty, express or implied, to the owners of the Product(s) or any member of the public regarding the advisability of investing in securities generally or in the Product particularly or the ability of the Index to track general market performance. AIPL’s and BSE’s only relationship to Licensee with respect to the Index is the licensing of the Index and certain trademarks, service marks and/or trade names of AIPL, BSE and/or their licensors. The BSE Indices are determined, composed and calculated by AIPL or its agent without regard to Licensee or the Product. None of AIPL or BSE are responsible for and have not participated in the determination of the prices, and amount of the Product or the timing of the issuance or sale of the Product or in the determination or calculation of the equation by which the Product is to be converted into cash, surrendered or redeemed, as the case may be. AIPL and BSE have no obligation or liability in connection with the administration, marketing or trading of the Product. There is no assurance that investment products based on the Index will accurately track index performance or provide positive investment returns. AIPL and BSE are not investment advisors. Inclusion of a security within an index is not a recommendation by AIPL or BSE to buy, sell, or hold such security, nor is it considered to be investment advice. AIPL, BSE AND THEIR THIRD PARTY LICENSORS DO NOT GUARANTEE THE ADEQUACY, ACCURACY, TIMELINESS AND/OR THE COMPLETENESS OF THE INDEX OR ANY DATA RELATED THERETO. AIPL, BSE AND THEIR THIRD PARTY LICENSORS SHALL NOT BE SUBJECT TO ANY DAMAGES OR LIABILITY FOR ANY ERRORS, OMISSIONS, OR DELAYS THEREIN. AIPL, BSE AND THEIR THIRD PARTY LICENSORS MAKE NO EXPRESS OR IMPLIED WARRANTIES, AND EXPRESSLY DISCLAIM ALL WARRANTIES, OF MERCHANTABILITY OR FITNESS FOR A PARTICULAR PURPOSE OR USE OR AS TO RESULTS TO BE OBTAINED BY LICENSEE, OWNERS OF THE PRODUCT, OR ANY OTHER PERSON OR ENTITY FROM THE USE OF THE INDEX OR WITH RESPECT TO ANY DATA RELATED THERETO. WITHOUT LIMITING ANY OF THE FOREGOING, IN NO EVENT WHATSOEVER SHALL AIPL, BSE OR THEIR THIRD PARTY LICENSORS BE LIABLE FOR ANY INDIRECT, SPECIAL, INCIDENTAL, PUNITIVE, OR CONSEQUENTIAL DAMAGES INCLUDING BUT NOT LIMITED TO, LOSS OF PROFITS, TRADING LOSSES, LOST TIME OR GOODWILL, EVEN IF THEY HAVE BEEN ADVISED OF THE POSSIBILITY OF SUCH DAMAGES, WHETHER IN CONTRACT, TORT, STRICT LIABILITY, OR OTHERWISE. THERE ARE NO THIRD PARTY BENEFICIARIES OF ANY AGREEMENTS OR ARRANGEMENTS BETWEEN AIPL AND LICENSEE, OTHER THAN THE LICENSORS OF AIPL (INCLUDING BSE).

The information contained in this document is compiled from third party and publically available sources and is included for general information purposes only. There can be no assurance and guarantee on the yields or returns. Views expressed by this document cannot be construed to be a decision to invest. The statements contained herein are based on current views and involve known and unknown risks and uncertainties. Whilst Mirae Asset Investment Managers (India) Private Limited (the AMC) shall have no responsibility/liability whatsoever for the accuracy or any use or reliance thereof of such information. The AMC, its associate or sponsors or group companies, its Directors or employees accepts no liability for any loss or damage of any kind resulting out of the use of this document. The recipient(s) before acting on any information herein should make his/her/their own investigation and seek appropriate professional advice and shall alone be fully responsible / liable for any decision taken on the basis of information contained herein. Any reliance on the accuracy or use of such information shall be done only after consultation to the financial consultant to understand the specific legal, tax or financial implications. The views, facts and figures in this document are as of 30th Sept 2024 unless stated otherwise.

Mutual fund investments are subject to market risks, read all scheme related documents carefully.